


SGV2-G LINEAR DOOR OPERATOR

NEW INSTALLATION PACKAGE:
COMPLETE CAB AND HATCH DOOR EQUIPMENT



North America - A17.1/B44 Code Compliant


For more information and pricing please contact Wittur USA at: info.us@wittur.com

SGV2-G

Ideal for new construction

Car Equipment

Cabin Mounting Brackets




Complete Linear Car Door Operator with
Interlock, Clutch, traditional pendant location

Hatch Equipment



Complete pre-assembled track with Rollers,
Interlocks and Spirator.

Traditional Drilling Patterns: Type "A" and "AA"



Specifications

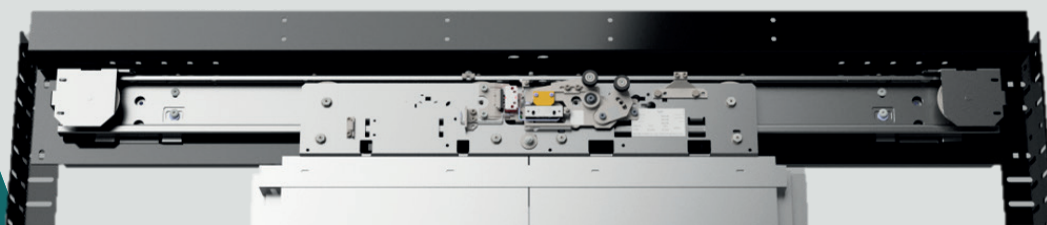
| | |
|--------------------------|---|
| Power Supply | AC Voltage 115-230 v 50/60 Hz |
| Motor | 1.2 HP, 3 Phase Permanent Magnet |
| Drive | V3F-Converter (vector Control) |
| Max Speed | 3.3 Ft/sec (1.0 m/s) |
| Max Movable Mass | 1320 lbs. (600 kg) |
| Outputs | Dry Contacts, Serial CAN Lift open (3 pin plug) |
| Easy Learning Mode | Automatic Learning movement of door |
| Closing Force Adjustment | Automatic Adjustment |

Door Types

| | |
|--|--------------------|
| 1S (Single Slide Side Opening) Right/Left | Sizes: 36", 42" |
| 2C (Single Slide Center Opening) Right/Left clutch | Sizes: 36",42",48" |

BENEFITS

- ✓ Quick Installation
- ✓ Traditional Drilling Patterns, fits standard frames and car headers
- ✓ Integral car door interlock, eliminates the need for facia.
- ✓ Does not require an adjusting tool to put into service (tool available for finer adjustments)
- ✓ CSA B44/ASME A17.1 approved





WITTUR

YOUR GLOBAL PARTNER FOR COMPONENTS,
MODULES AND SYSTEMS IN THE ELEVATOR INDUSTRY



WITTUR.COM



 **ADVANCING** THE ELEVATOR INDUSTRY[®]

Contact a Wittur Sales Professional and permit us to assist you.
Wittur USA Inc., 7852 Bavaria Road, Twinsburg, OH 44087 USA, Phone +1 (216) 524 0100, info.us@wittur.com

Subject to change without notice!
Ed.1 Rev.1 December 2023