

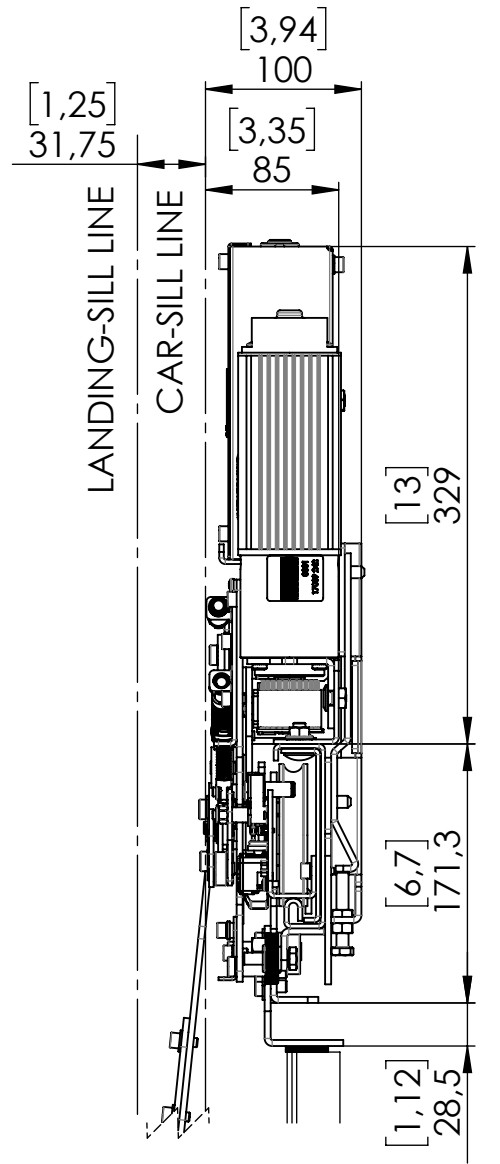
The reproduction, distribution and utilization of this document as well as the communication of its contents to others without express authorization is prohibited. Offenders will be held liable for the payment of damages. All rights reserved in the event of the grant of a patent, utility model or design. È vietata espressamente la riproduzione, distribuzione e utilizzazione di questo documento o della comunicazione dei suoi contenuti ad altri senza l'espressa autorizzazione. Gli infrattori saranno ritenuti responsabili del pagamento di danni. Tutti i diritti riservati in caso di concessione di un brevetto, modello di utilità o design.

Released for Production

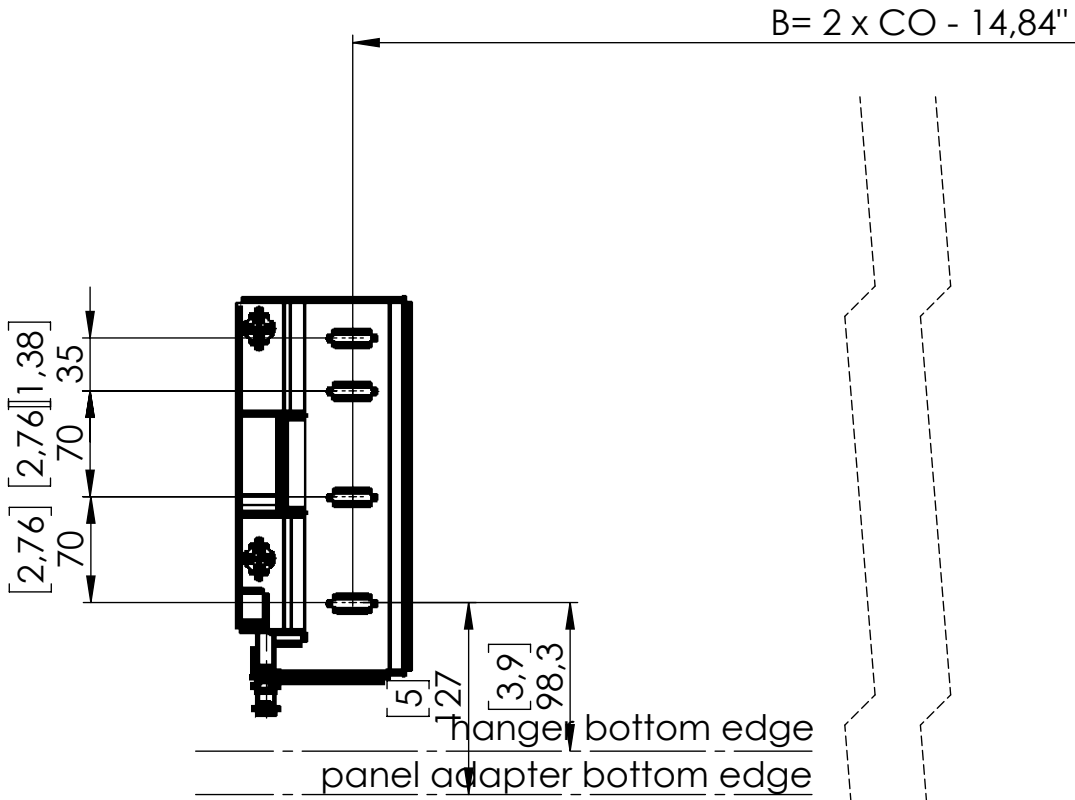
©WITTUR HOLDING GmbH

1	Car Door Operator	1046915
2	Car Door Operator Bracket	1039395
3	Panel Adapter Angle	0905049
4	Car Door Interlock	1031827

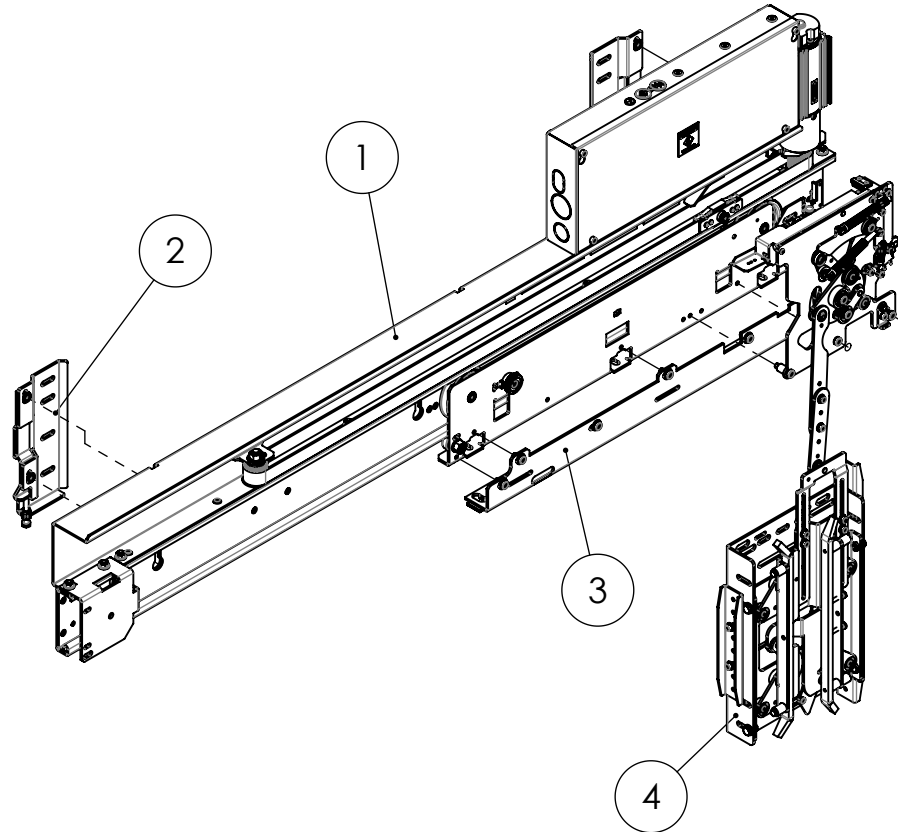
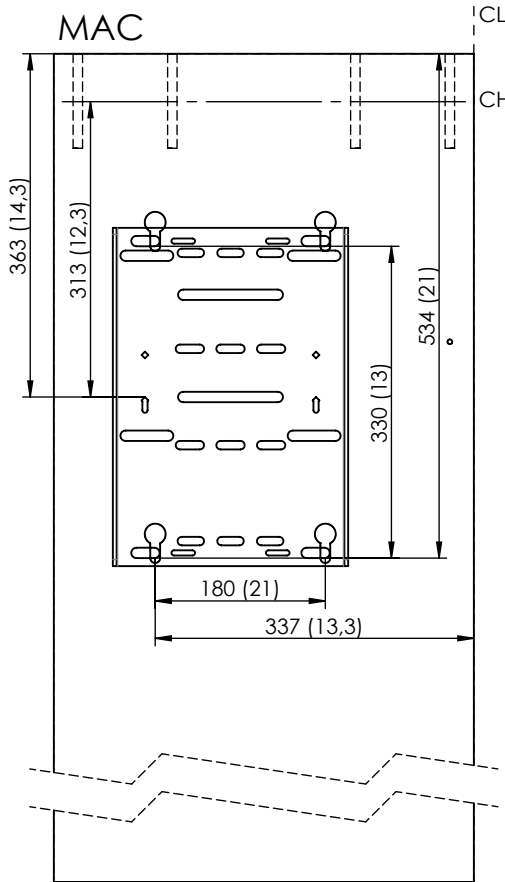
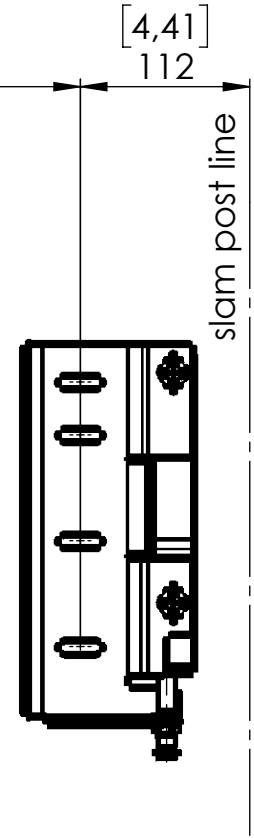
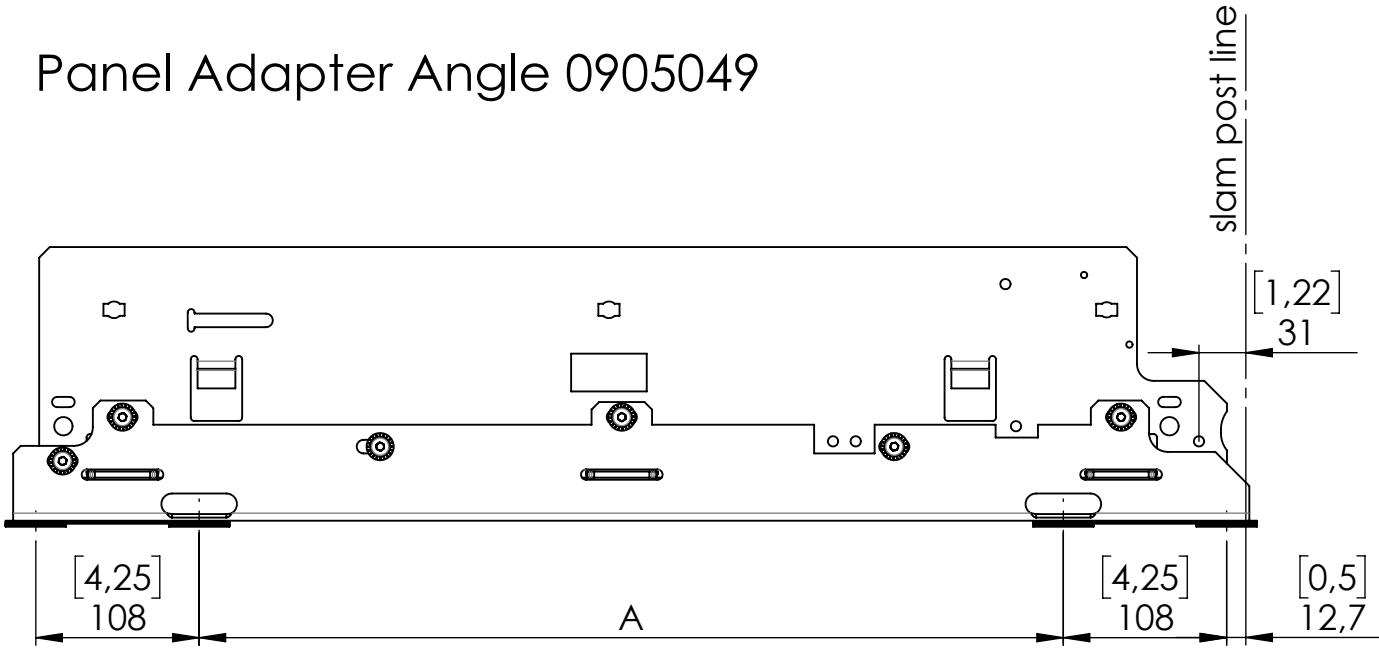
48	1219,2	38,5" (977,9)	81,16" (2061,4)
47	1193,8	37,5" (952,5)	79,16" (2010,6)
46	1168,4	36,5" (927,1)	77,16" (1959,8)
45	1143,0	35,5" (901,7)	75,16" (1909)
44	1117,6	34,5" (876,3)	73,16" (1858,2)
43	1092,2	33,5" (850,9)	71,16" (1807,4)
42	1066,8	32,5" (825,5)	69,16" (1756,6)
41	1041,4	31,5" (800,1)	67,16" (1705,8)
40	1016,0	30,5" (774,7)	65,16" (1655)
39	990,6	29,5" (749,3)	63,16" (1604,2)
38	965,2	28,5" (723,9)	61,16" (1553,4)
37	939,8	27,5" (698,5)	59,16" (1502,6)
36	914,4	26,5" (673,1)	57,16" (1451,8)
35	889,0	25,5" (647,7)	55,16" (1401)
34	863,6	24,5" (622,3)	53,16" (1350,2)
33	838,2	23,5" (596,9)	51,16" (1299,4)
32	812,8	22,5" (571,5)	49,16" (1248,6)
CO [in]	CO [mm]	A	B



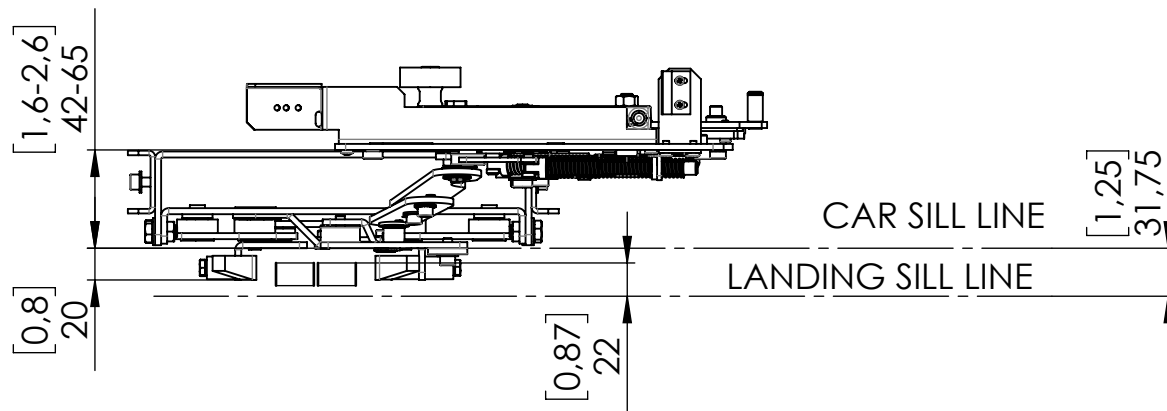
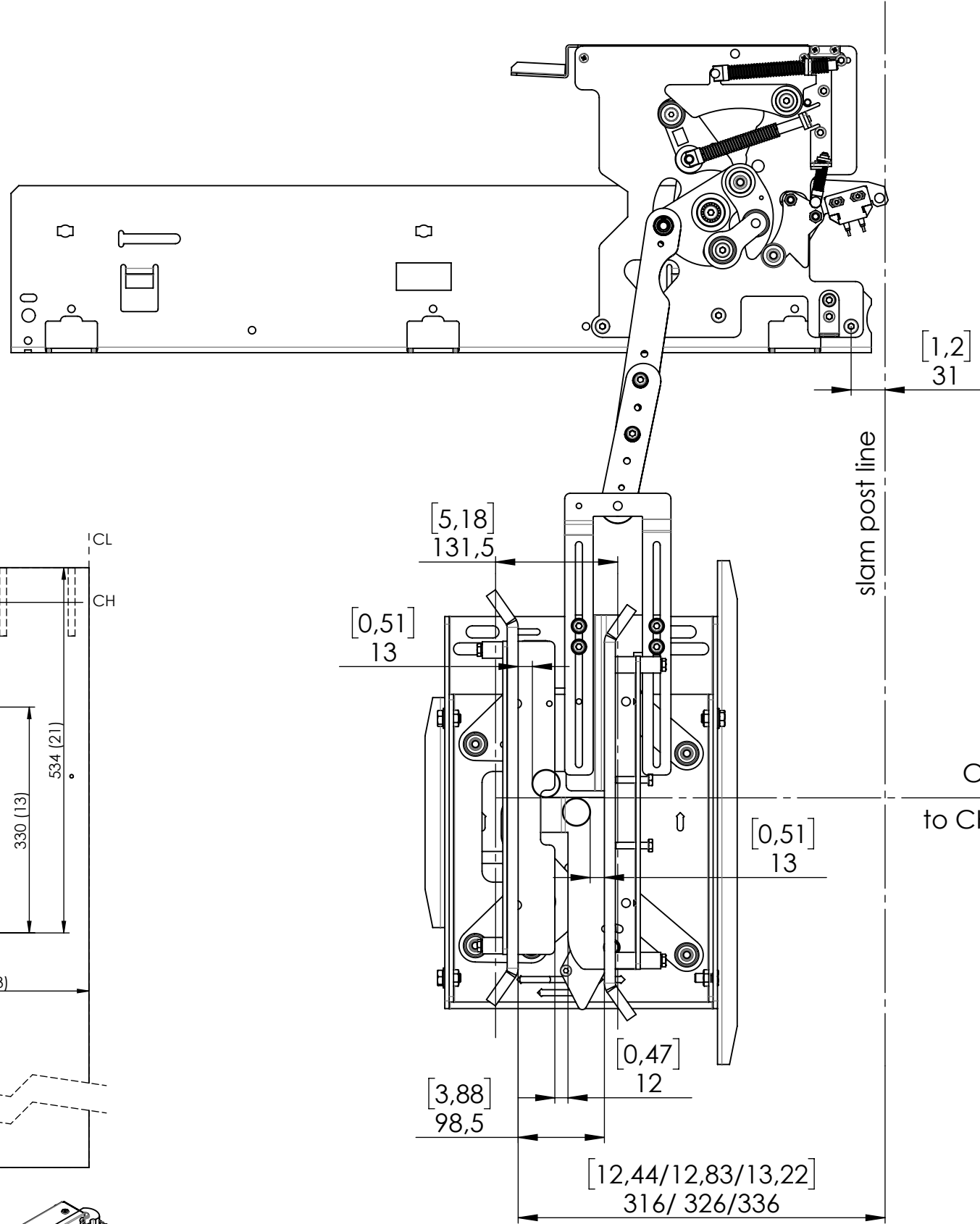
Car Door Bracket 1039395



Panel Adapter Angle 0905049



Car Door Interlock 1031827



GEN. TOLERANCE WST-0003 TOLERANCE GEN. WST-0003 GT2	FUNCTIONAL CLASS CLASSE FUNZIONALE B	DESCRIPTION Quick Installation Guide MAC SGV NA - 1S	PRODUCT CATEGORY CATEGORIA PRODOTTO 2 - DOORS	PRODUCT CODE CODICE PRODOTTO SGV
SURFACE TEXTURE SYMBOLS SIMB. RUGOSITÀ SUPERFICIALE ISO1302	GEOM. TOLERANCE SYMBOLS SIMB. TOLLERANZE GEOM. ISO1101	SCALE SCALA 1:5	DESIGNED BY COSTRUTTO DA AT1OberR	DRAWN BY DISEGNATO DA AT1OberR
WITTUR		1062596	1/1	06/08/2020
			-	15/10/2020