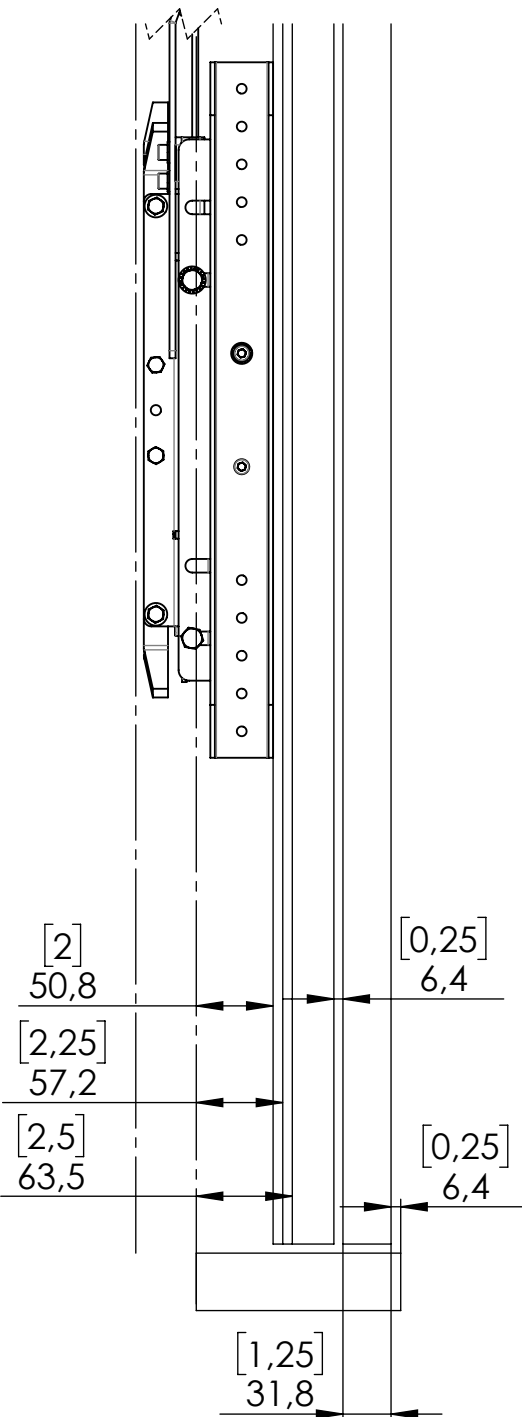
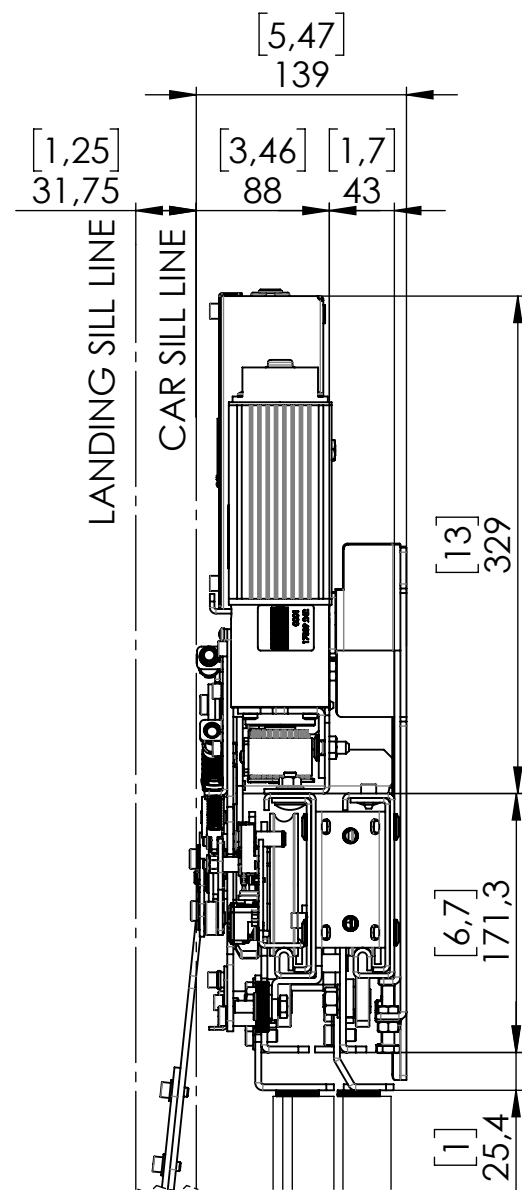


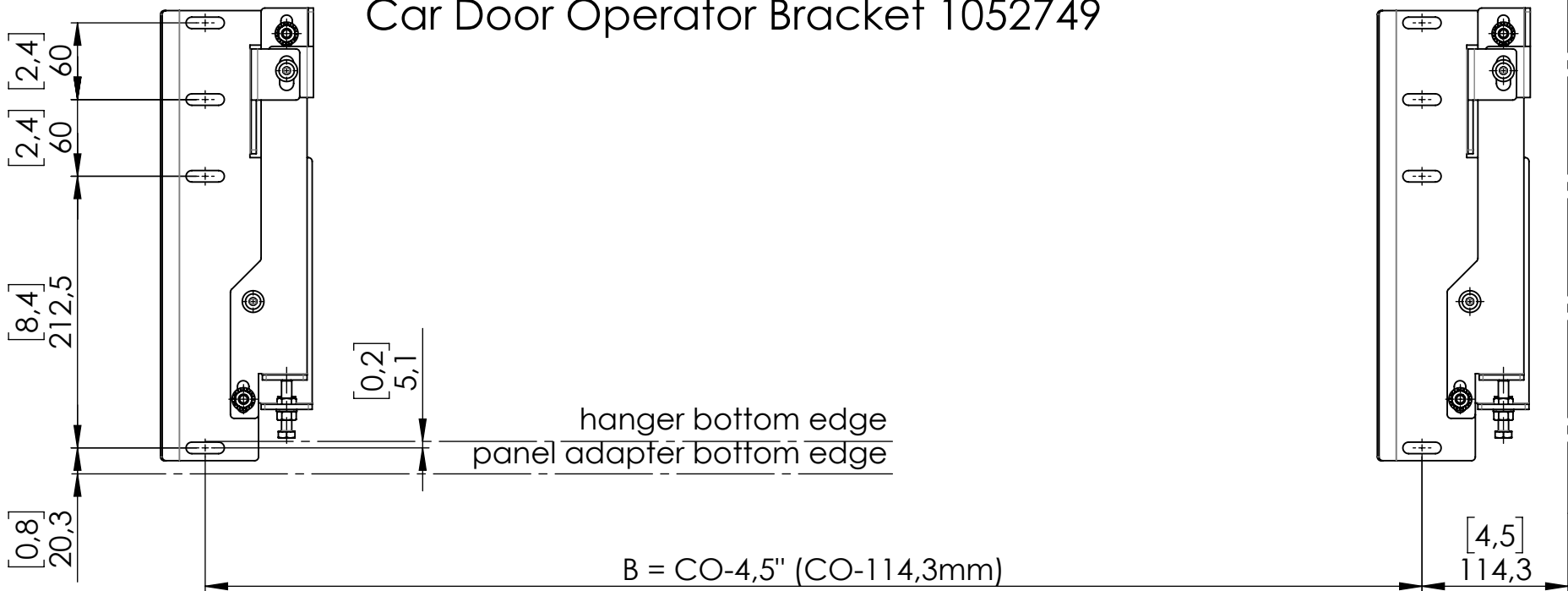
Released for  
Production

©WITTUR HOLDING GmbH

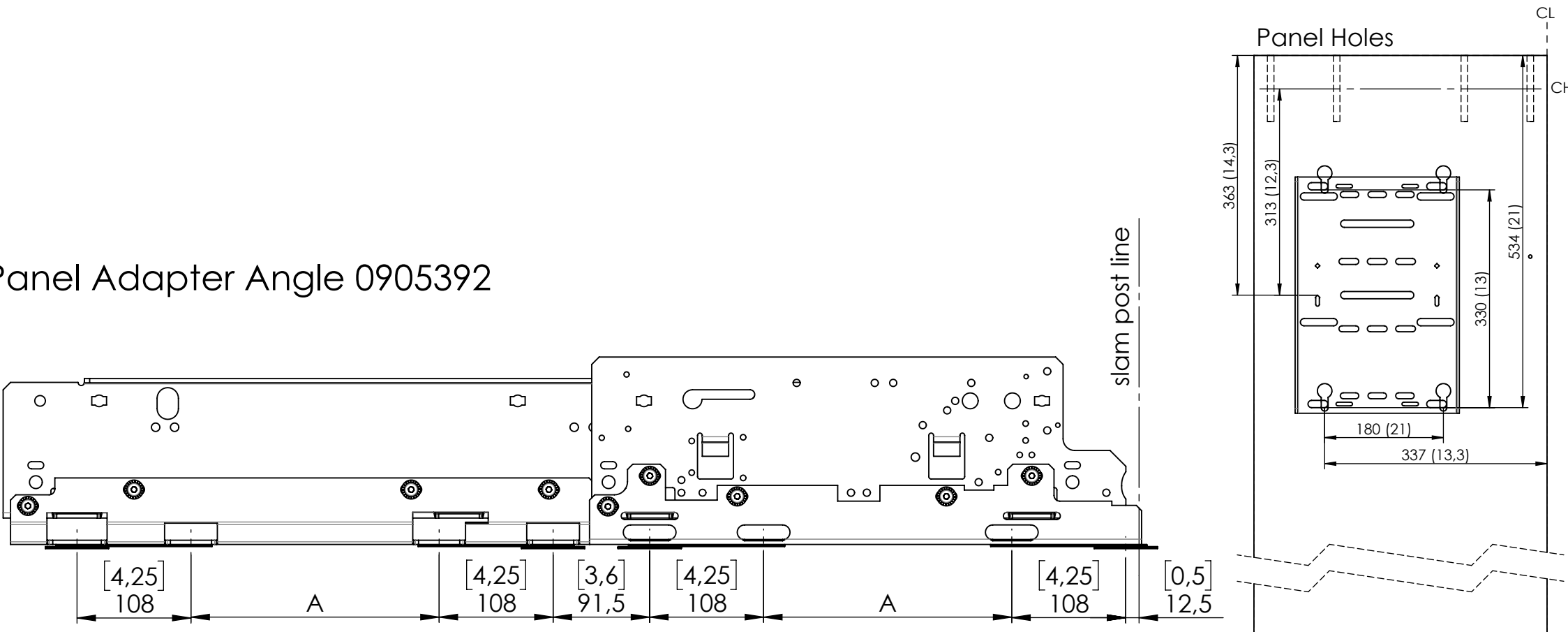
The reproduction, distribution and utilization of this document as well as the communication of its contents to others without express authorization is prohibited. Offenders will be held liable for the payment of damages. All rights reserved in the event of the grant of a patent, utility model or design. The drawing is the property of the manufacturer and is not to be reproduced, stored in a retrieval system or transmitted in any form or by any means, electronic, mechanical, photocopying, recording, or by any information storage and retrieval system. The drawing is the property of the manufacturer and is not to be reproduced, stored in a retrieval system or transmitted in any form or by any means, electronic, mechanical, photocopying, recording, or by any information storage and retrieval system. The drawing is the property of the manufacturer and is not to be reproduced, stored in a retrieval system or transmitted in any form or by any means, electronic, mechanical, photocopying, recording, or by any information storage and retrieval system.



Car Door Operator Bracket 1052749



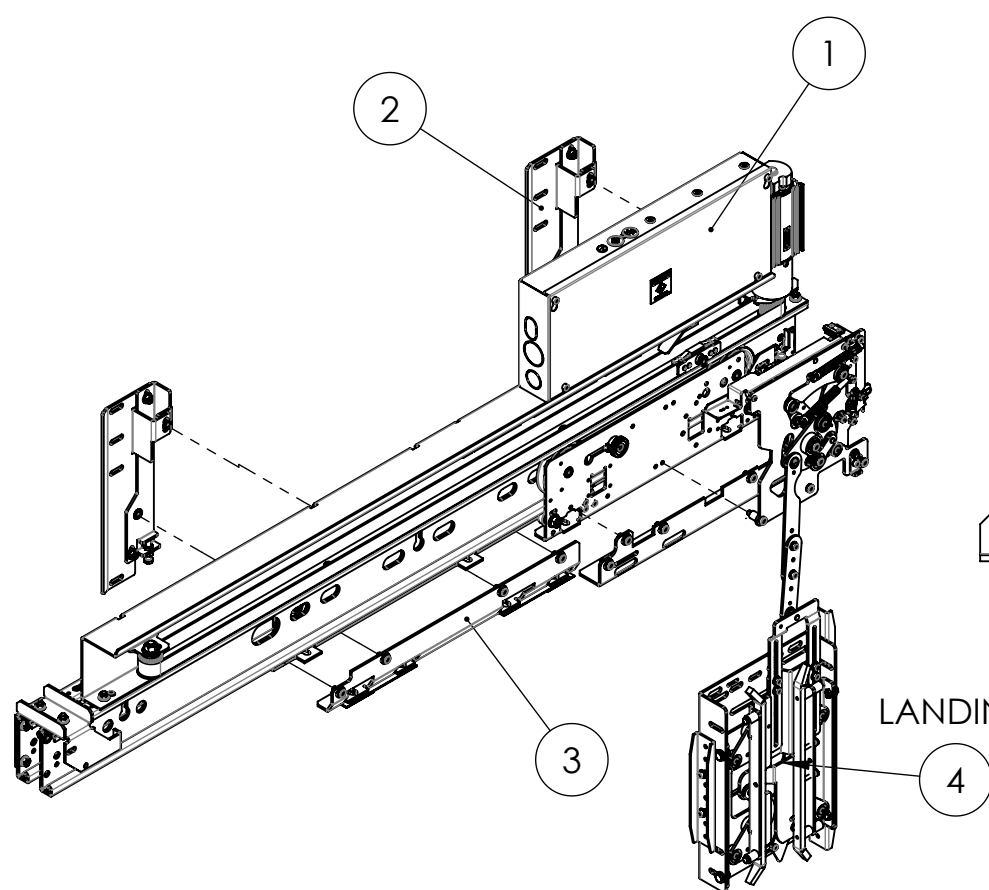
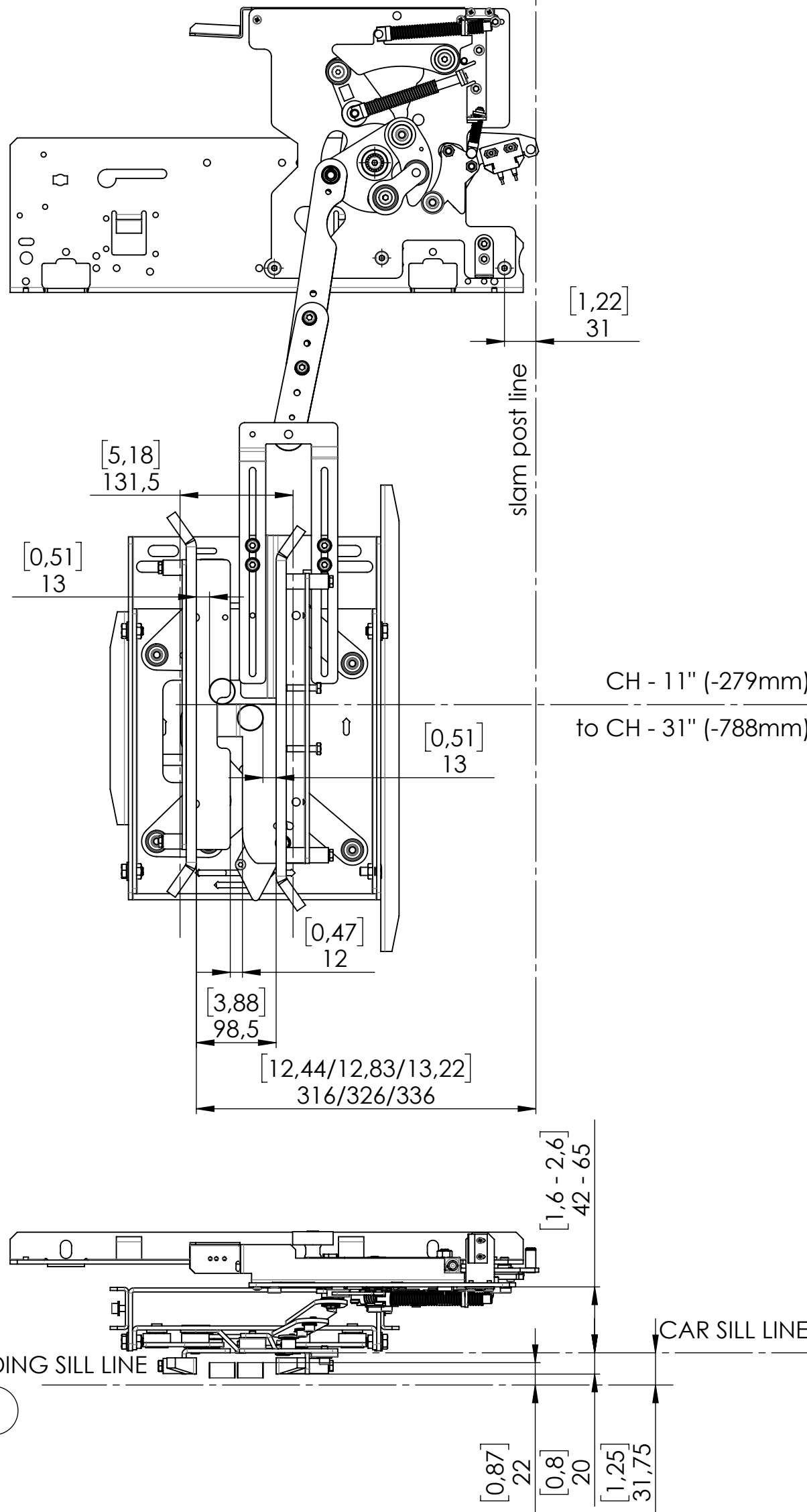
Panel Adapter Angle 0905392



60	1524,0	18,25" (436,8)	55,5" (1409,4)
59	1498,6	17,75" (451,1)	54,5" (1384,1)
58	1473,2	17,25" (438,4)	53,5" (1358,7)
57	1447,8	16,75" (425,7)	52,5" (1333,3)
56	1422,4	16,25" (413)	51,5" (1307,9)
55	1397,0	15,75" (400,3)	50,5" (1282,5)
54	1371,6	15,25" (387,6)	49,5" (1257,1)
53	1346,2	14,75" (374,9)	48,5" (1231,7)
52	1320,8	14,25" (362,2)	47,5" (1206,3)
51	1295,4	13,75" (349,5)	46,5" (1180,9)
50	1270,0	13,25" (336,8)	45,5" (1155,5)
49	1244,6	12,75" (324,1)	44,5" (1130,1)
48	1219,2	12,25" (311,4)	43,5" (1104,7)
47	1193,8	11,75" (298,7)	42,5" (1079,3)
46	1168,4	11,25" (298,7)	41,5" (1053,9)
45	1143,0	10,75" (273,3)	40,5" (1028,5)
44	1117,6	10,25" (260,6)	39,5" (1003,1)
43	1092,2	9,75" (247,9)	38,5" (977,7)
42	1066,8	9,25" (235,2)	37,5" (952,3)
41	1041,4	8,75" (222,5)	36,5" (927,1)
40	1016,0	8,25" (209,8)	35,5" (901,7)
39	990,6	7,75" (197,1)	34,5" (876,3)
38	965,2	7,25" (184,4)	33,5" (850,9)
37	939,8	6,75" (171,7)	32,5" (825,5)
36	914,4	6,25" (159)	31,5" (799,9)

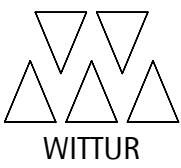
CO [in]	CO [mm]	A	B
---------	---------	---	---

Car Door Interlock 1031827



1	Car Door Operator	1048177
2	Car Door Operator Bracket	1052749
3	Panel Adapter Angle	0905392
4	Car Door Interlock	1031827

GEN. TOLERANCE WST-0003 TOLERANCE GEN. WST-0003 GT2 SURFACE TEXTURE SYMBOLS SIMB. RUGOSITA' SUPERFICIALE ISO 1302		FUNCTIONAL CLASS CLASSE FUNZIONALE B GEOM. TOLERANCE SYMBOLS SIMB. TOLLERANZE GEOM. ISO 1101		DESCRIPTION Quick Installation Guide MAC SGV NA - 2T ADD. DESCRIPTION DESCRIZIONE Meccanismo Operatore		PRODUCT CATEGORY CATEGORIA PRODOTTO 2 - DOORS DESIGNED BY CONSTRUITO DA AT1OberR DRAWN BY DISEGNATO DA AT1OberR DATE DATA 04/08/2020 FIRST APPROVAL PRIMA APPROVAZIONE dollima DATE DATA 15/10/2020	
 WITTUR				DESCRIZIONE ADD. DRAWING NUMBER CODICE DISEGNO 1062498		SHEET FOGLIO NR 1/1	
				REVISION REVISIONE A Released			



1062498